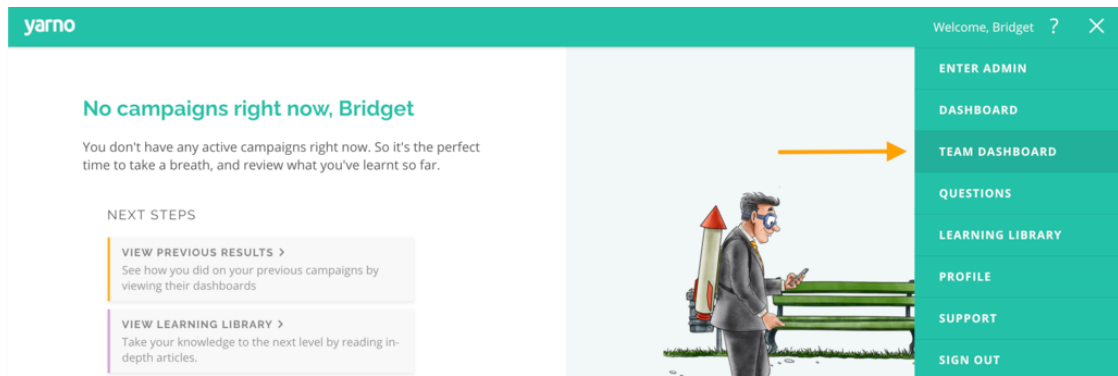


# How to use Yarno's team dashboards

As a team supervisor/manager, you have access to a range of performance and engagement data relating to member's of your team in Yarno, across time.

## How do I access manager dashboards?

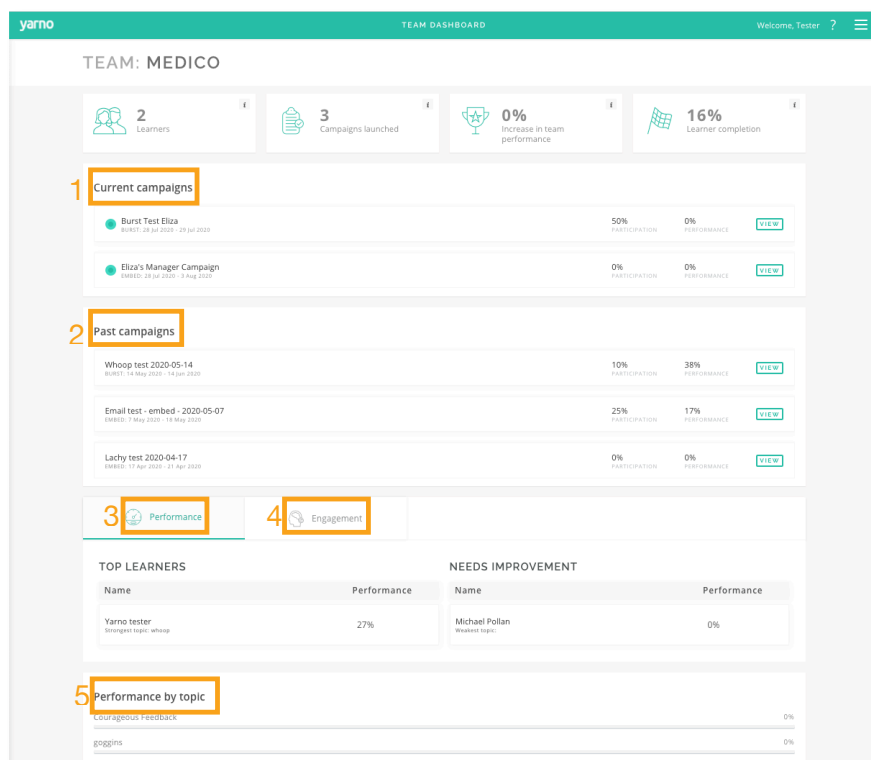
Once you're logged into Yarno, accessing manager dashboards is super easy! Just click the menu on the top right of the screen and then **Team Dashboards**!



## What's included on the team dashboard

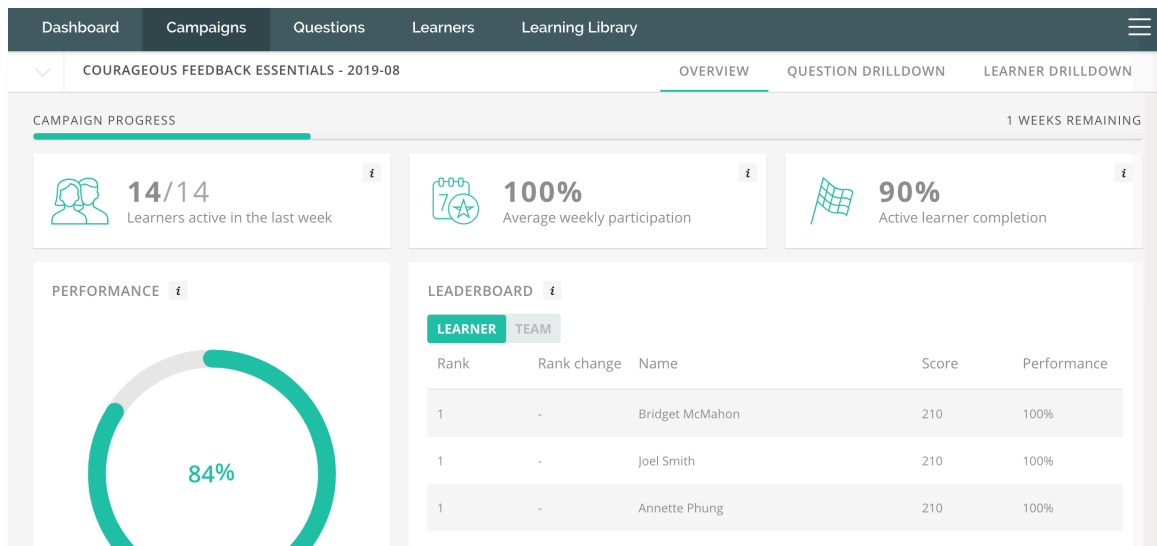
The **Team Dashboard** will give you an overview of your team. This includes:

1. **Current campaigns** - campaigns that members of your team are taking part in that are currently active.
2. **Past campaigns** - all campaigns your team has ever participated in.
3. **Highest and lowest performing team members** - which team members are demonstrating mastery versus those that might have knowledge gaps.
4. **Highest and lowest engaging team members** - which team members have jumped in and had a go at more/less questions.
5. **Performance by topic** - which topics your team have performed stronger and weaker in.



## Campaign specific dashboards

You can click **View** next to any current or previous campaign to reveal a campaign specific dashboard. Here you will find similar engagement and performance data for your team, scoped to a particular campaign.



The **Learner Drilldown** section has a downloadable report that provides key insights per learner.

Test drilldowns												
Name	Teams	Job Title	Rank	Score	Pre primer performance	Post primer performance	Completion	Performance	Correct first time	Correct second time	Strongest topic	Weakest topic
Rachel Green	Central Peri	Waitress	1	0	0	0	0	0	0	0	0	Branding
Monica Geller	Central Peri	Chef	1	0	0	0	0	0	0	0	0	Branding
Chandler Bing	Central Peri	Transpondste	1	0	0	0	0	0	0	0	0	Branding

## How do I use the team dashboard?

Team dashboards are intended to give you a picture of where you may need to focus efforts in your team. Examples might include:

- A low performing topic might inform future training efforts in your team.
- Team members with engagement may need some extra motivating to jump in and answer their Yarno questions.
- Team members with low performance may benefit from additional coaching in particular areas. Use the learner drill down report to get more specific insights into where they're falling short.

## Yarno metrics and what they mean

- **Campaign** - a campaign is a collection of questions served to a learner.
- **Performance** - the % of questions answered correctly
- **Completion** - the % of campaign questions answered
- **Participation** - the % of learners that login to Yarno at least once in a 7 day period

- **Performance increase on 2nd try** - the % increase for a learner when they answer a campaign question for a second time, compared with the first time.
- **Primer questions** - a benchmarking question served to the learner before and after an embed campaign to provide an indication of the level that skills and knowledge have improved throughout the Yarno campaign. **Primer increase** is the % increase in performance from pre to post primers
- **Topic/tag** - questions in Yarno are tagged by topic allowing insights on topic areas.